

Holding of specified securities (Statement Showing Shareholding Pattern)

1. Name of Listed Entity : DEBOCK SALES AND MARKETING LTD
2. Scrip Code / Name of Scrip / Class of Security / / EQUITY
3. Share Holding Pattern Filed under: Reg. 31(1)(a) / Reg. 31(1)(b) / Reg.31(1)(c)
 - a. If under 31(1)(b) then indicate the report for Quarter ending 31-Mar-2020
 - b. If under 31(1)(c) then indicate date of allotment/extinguishment 31-Mar-2020
4. Declaration: The Listed entity is required to submit the following declaration to the extent of submission of information

| Particulars | Yes* | No* |
|--|------|-----|
| 1 Whether the Listed Entity has issued any partly paid up shares? | | NO |
| 2 Whether the Listed Entity has issued any Convertible Securities or Warrants? | | NO |
| 3 Whether the Listed Entity has any shares against which depository receipts are issued? | | NO |
| 4 Whether the Listed Entity has any shares in locked-in? | YES | |
| 5 Whether any shares held by promoters are pledge or otherwise encumbered? | | NO |

5. The tabular format for disclosure of holding of specified securities is as follows:-



Table I

Table I - Summary Statement holding of specified securities

| Category (I) | Category of Shareholder (II) | Nos. of Shareholders (III) | No. of fully paid up equity shares held (IV) | No. of Partly paid-up equity shares held (V) | No. of shares underlying Depository Receipts (VI) | Total nos. shares held (VII) = (IV)+(V)+ (VI) | Shareholding as a % of total no. of shares (calculated as per SCRR, 1957) (VIII) As a % of (A+B+C2) | Number of Voting Rights held in each class of securities (IX) | | | No. of Shares Underlying Outstanding convertible securities (including Warrants) (X) | Shareholding, as a % assuming full conversion of convertible securities (as a percentage of diluted share capital) (XI)= (VII)+(X) As a % of (A+B+C2) | Number of Locked in shares (XII) | | Number of Shares pledged or otherwise encumbered (XIII) | | Number of equity shares held in dematerialized form (XIV) | |
|--------------|--------------------------------|----------------------------|--|--|---|---|---|---|-------------|---------|--|---|----------------------------------|---------|---|--------|---|---------------------------------|
| | | | | | | | | No of Voting Rights | | | | | Total as a % of (A+B+C) | No.(a) | As a % of total Shares held (b) | No.(a) | | As a % of total Shares held (b) |
| | | | | | | | | Class eg: X | Class eg: Y | Total | | | | | | | | |
| A. | PROMOTER & PROMOTER GROUP | 7 | 5325424 | 0 | 0 | 5325424 | 64.79 | 5325424 | 0 | 5325424 | 64.79 | 0 | 64.79 | 1644000 | 30.87 | 0 | 0 | 5325424 |
| B. | PUBLIC | 207 | 2894576 | 0 | 0 | 2894576 | 35.21 | 2894576 | 0 | 2894576 | 35.21 | 0 | 35.21 | 0 | 0 | 0 | 0 | 2894576 |
| C. | NON PROMOTER-NON PUBLIC | 0 | 0 | 0 | 0 | 0 | 0 | 0 | 0 | 0 | 0 | 0 | 0 | 0 | 0 | 0 | 0 | 0 |
| C1. | SHARES UNDERLYING DRS | 0 | 0 | 0 | 0 | 0 | 0 | 0 | 0 | 0 | 0 | 0 | 0 | 0 | 0 | 0 | 0 | 0 |
| C2. | SHARES HELD BY EMPLOYEE TRUSTS | 0 | 0 | 0 | 0 | 0 | 0 | 0 | 0 | 0 | 0 | 0 | 0 | 0 | 0 | 0 | 0 | 0 |
| | Total | 214 | 8220000 | 0 | 0 | 8220000 | 100 | 8220000 | 0 | 8220000 | 100 | 0 | 100 | 1644000 | 20 | 0 | 0 | 8220000 |




Table II

Table II - Statement showing shareholding pattern of the Promoter and Promoter Group

| | Category & Name of the Shareholders (I) | PAN (II) | Nos. of Shareholder (III) | No. of fully paid up equity shares held (IV) | Partly paid-up equity shares held (V) | No. of shares underlying Depository Receipts (VI) | Total nos. shares held (VII = IV + V + VI) | Shareholding % calculated as per SCRR, 1957 As a % of (A+B+C2) (VIII) | Number of Voting Rights held in each class of securities (IX) | | | No. of Shares Underlying Outstanding convertible securities (including Warrants) (X) | Shareholding, as a % assuming full conversion of convertible securities (as a percentage of diluted share capital) (XI) = (VII)+(X) as a % of A+B+C2 | Number of Locked in shares (XII) | | Number of Shares pledged or otherwise encumbered (XIII) | | Number of equity shares held in dematerialized form (XIV) | |
|----|---|------------|---------------------------|--|---------------------------------------|---|--|---|---|---------|---------|--|--|-------------------------------------|---------|---|--------|---|---------------------------------|
| | | | | | | | | | No. of Voting Rights | | | | | Total as a % of Total Voting rights | No.(a) | As a % of total Shares held (b) | No.(a) | | As a % of total Shares held (b) |
| | | | | | | | | | Class X | Class Y | Total | | | | | | | | |
| 1. | INDIAN | | | | | | | | | | | | | | | | | | |
| a. | Individuals/Hindu undivided Family | | 7 | 5325424 | 0 | 0 | 5325424 | 64.79 | 5325424 | 0 | 5325424 | 64.79 | 0 | 64.79 | 1644000 | 30.87 | 0 | 0 | 5325424 |
| | Names : | | | | | | | | | | | | | | | | | | |
| | MUKESH MANVEER SINGH | AMHPM1429Q | | 4807624 | | | 4807624 | 58.49 | 4807624 | 0 | 4807624 | 58.49 | | 58.49 | 1644000 | 30.87 | | | 4807624 |
| | SUNIL KALOT | BLHPK0027J | | 488025 | | | 488025 | 5.94 | 488025 | 0 | 488025 | 5.94 | | 5.94 | 0 | 0 | | | 488025 |
| | AMIT AGARWAL | AFUPA6091G | | 20000 | | | 20000 | 0.24 | 20000 | 0 | 20000 | 0.24 | | 0.24 | 0 | 0 | | | 20000 |
| | PRIYANKA SHARMA | AZQPS4804F | | 3225 | | | 3225 | 0.04 | 3225 | 0 | 3225 | 0.04 | | 0.04 | 0 | 0 | | | 3225 |
| | ABHISHEK SHARMA | AKZPS0355D | | 3225 | | | 3225 | 0.04 | 3225 | 0 | 3225 | 0.04 | | 0.04 | 0 | 0 | | | 3225 |
| | ASHOKKUMAR N MAHAWAR | AMYPM3076E | | 3225 | | | 3225 | 0.04 | 3225 | 0 | 3225 | 0.04 | | 0.04 | 0 | 0 | | | 3225 |
| | RAJU AJMERA | ADHPA6565A | | 100 | | | 100 | 0 | 100 | 0 | 100 | 0 | | 0 | 0 | 0 | | | 100 |
| b. | Central Government/ State Government(s) | | 0 | 0 | 0 | 0 | 0 | 0 | 0 | 0 | 0 | 0 | 0 | 0 | 0 | 0 | 0 | 0 | 0 |
| c. | Financial Institutions/ Banks | | 0 | 0 | 0 | 0 | 0 | 0 | 0 | 0 | 0 | 0 | 0 | 0 | 0 | 0 | 0 | 0 | 0 |
| d. | ANY OTHER | | | | | | | | | | | | | | | | | | |




Table III

Table III - Statement showing shareholding pattern of the Public shareholder

| | Category & Name of the Shareholders (I) | PAN (II) | Nos. of Shareholder (III) | No. of fully paid up equity shares held (IV) | Partly paid-up equity shares held (V) | No. of shares underlying Depository Receipts (VI) | Total nos. shares held (VII = IV + V + VI) | Shareholding % calculated as per SCRR, 1957 As a % of (A+B+C2) (VIII) | Number of Voting Rights held in each class of securities IX) | | | | No. of Shares Underlying Outstanding convertible securities (including Warrants) (X) | Total Shareholding, as a % assuming full conversion of convertible securities (as a percentage of diluted share capital) (XI) | Number of Locked in shares (XII) | | Number of Shares pledged or otherwise encumbered (XIII) | | Number of equity shares held in dematerialized form (XIV) | |
|----|---|----------|---------------------------|--|---------------------------------------|---|--|---|--|---------|-------|-------------------------------------|--|---|----------------------------------|---------------------------------|---|--|---|---|
| | | | | | | | | | No of Voting Rights | | | Total as a % of Total Voting rights | | | No.(a) | As a % of total Shares held (b) | No.(a) (Not applicable) | As a % of total Shares held (Not applicable) (b) | | |
| | | | | | | | | | Class X | Class Y | Total | | | | | | | | | |
| 1. | INSTITUTIONS | | | | | | | | | | | | | | | | | | | |
| a. | Mutual Funds/ | | 0 | 0 | 0 | 0 | 0 | 0 | 0 | 0 | 0 | 0 | 0 | 0 | 0 | 0 | 0 | 0 | 0 | 0 |
| b. | Venture Capital Funds | | 0 | 0 | 0 | 0 | 0 | 0 | 0 | 0 | 0 | 0 | 0 | 0 | 0 | 0 | 0 | 0 | 0 | 0 |
| c. | Alternate Investment Funds | | 0 | 0 | 0 | 0 | 0 | 0 | 0 | 0 | 0 | 0 | 0 | 0 | 0 | 0 | 0 | 0 | 0 | 0 |
| d. | Foreign Venture Capital Investors | | 0 | 0 | 0 | 0 | 0 | 0 | 0 | 0 | 0 | 0 | 0 | 0 | 0 | 0 | 0 | 0 | 0 | 0 |
| e. | Foreign Portfolio Investor (Corporate) | | 0 | 0 | 0 | 0 | 0 | 0 | 0 | 0 | 0 | 0 | 0 | 0 | 0 | 0 | 0 | 0 | 0 | 0 |
| f. | Financial Institutions/ Banks | | 0 | 0 | 0 | 0 | 0 | 0 | 0 | 0 | 0 | 0 | 0 | 0 | 0 | 0 | 0 | 0 | 0 | 0 |
| g. | Insurance Companies | | 0 | 0 | 0 | 0 | 0 | 0 | 0 | 0 | 0 | 0 | 0 | 0 | 0 | 0 | 0 | 0 | 0 | 0 |
| h. | Provident Funds/ Pension Funds | | 0 | 0 | 0 | 0 | 0 | 0 | 0 | 0 | 0 | 0 | 0 | 0 | 0 | 0 | 0 | 0 | 0 | 0 |
| i. | ANY OTHER | | | | | | | | | | | | | | | | | | | |
| i. | Market Maker | | 0 | 0 | 0 | 0 | 0 | 0 | 0 | 0 | 0 | 0 | 0 | 0 | 0 | 0 | 0 | 0 | 0 | 0 |




Table IV

Table IV - Statement showing shareholding pattern of the Non Promoter- Non Public shareholder

| Category & Name of the Shareholders (I) | PAN (II) | Nos. of Shareholder (III) | No. of fully paid up equity shares held (IV) | Partly paid-up equity shares held (V) | No. of shares underlying Depository Receipts (VI) | Total nos. shares held (VII = IV + V + VI) | Shareholding % calculated as per SCRR, 1957 As a % of (A+B+C2) (VIII) | Number of Voting Rights held in each class of securities (IX) | | | No. of Shares Underlying Outstanding convertible securities (including Warrants) (X) | Total Shareholding as a % assuming full conversion of convertible securities (as a percentage of diluted share capital) (XI) | Number of Locked in shares (XII) | | Number of Shares pledged or otherwise encumbered (XIII) | | Number of equity shares held in dematerialized form (XIV) (Not applicable) | |
|--|----------|---------------------------|--|---------------------------------------|---|--|---|---|---------|-------------------------------------|--|--|----------------------------------|---------------------------------|---|--|--|---|
| | | | | | | | | No of Voting Rights | | Total as a % of Total Voting rights | | | No. (a) | As a % of total Shares held (b) | No. (a) (Not applicable) | As a % of total Shares held (Not applicable) (b) | | |
| | | | | | | | | Class X | Class Y | | | | | | | | | |
| 1. Custodian - ADRs | | 0 | 0 | 0 | 0 | 0 | 0 | 0 | 0 | 0 | 0 | 0 | 0 | 0 | 0 | 0 | 0 | 0 |
| 1. Custodian - GDRs | | 0 | 0 | 0 | 0 | 0 | 0 | 0 | 0 | 0 | 0 | 0 | 0 | 0 | 0 | 0 | 0 | 0 |
| 1. Custodian - Public | | 0 | 0 | 0 | 0 | 0 | 0 | 0 | 0 | 0 | 0 | 0 | 0 | 0 | 0 | 0 | 0 | 0 |
| 1. Custodian - SDRs | | 0 | 0 | 0 | 0 | 0 | 0 | 0 | 0 | 0 | 0 | 0 | 0 | 0 | 0 | 0 | 0 | 0 |
| Employee Benefit Trust (under SEBI (Share based Employee Benefit) Regulations, 2014) | | 0 | 0 | 0 | 0 | 0 | 0 | 0 | 0 | 0 | 0 | 0 | 0 | 0 | 0 | 0 | 0 | 0 |
| 2. Total Non-Promoter- Non Public Shareholding (C)= (C)(1)+(C)(2) | | 0 | 0 | 0 | 0 | 0 | 0 | 0 | 0 | 0 | 0 | 0 | 0 | 0 | 0 | 0 | 0 | 0 |




Table V

| Table V- Statement showing details of significant beneficial owners (SBOs) | | | | | | | | | |
|--|------------------------|--|-------------|--------------------------------------|--|-------------|---|---|---|
| Sr. No | Details of the SBO (I) | | | Details of the registered owner (II) | | | Details of holding/ exercise of right of the SBO in the reporting company, whether direct or indirect*: (III) | | Date of creation / acquisition of significant beneficial interest# (IV) |
| | NAME | PAN / Passport No. in case of a foreign national | Nationality | NAME | PAN / Passport No. in case of a foreign national | Nationality | Whether by virtue of: | | |
| 1 | | | | | | | Shares | % | |
| | | | | | | | Voting rights | % | |
| | | | | | | | Rights on distributable dividend or any other distribution | % | |
| | | | | | | | Exercise of control | | |
| | | | | | | | Exercise of significant influence | | |
| 2 | | | | | | | Shares | % | |
| | | | | | | | Voting rights | % | |
| | | | | | | | Rights on distributable dividend or any other distribution | % | |
| | | | | | | | Exercise of control | | |
| | | | | | | | Exercise of significant influence | | |
| 3 | | | | | | | Shares | % | |
| | | | | | | | Voting rights | % | |
| | | | | | | | Rights on distributable dividend or any other distribution | % | |
| | | | | | | | Exercise of control | | |
| | | | | | | | Exercise of significant influence | | |




Table V

| | | | | | | | | influence | |
|---|--|--|--|--|--|--|--|--|---|
| 4 | | | | | | | | Shares | % |
| | | | | | | | | Voting rights | % |
| | | | | | | | | Rights on distributable dividend or any other distribution | % |
| | | | | | | | | Exercise of control | |
| | | | | | | | | Exercise of significant influence | |
| 5 | | | | | | | | Shares | % |
| | | | | | | | | Voting rights | % |
| | | | | | | | | Rights on distributable dividend or any other distribution | % |
| | | | | | | | | Exercise of control | |
| | | | | | | | | Exercise of significant influence | |
| 6 | | | | | | | | Shares | % |
| | | | | | | | | Voting rights | % |
| | | | | | | | | Rights on distributable dividend or any other distribution | % |
| | | | | | | | | Exercise of control | |
| | | | | | | | | Exercise of significant influence | |

